

How to Disable Cloud Backup for a Server



Description

Provides an overview of how to disable the Cloud Backup service for a specific Cloud Server

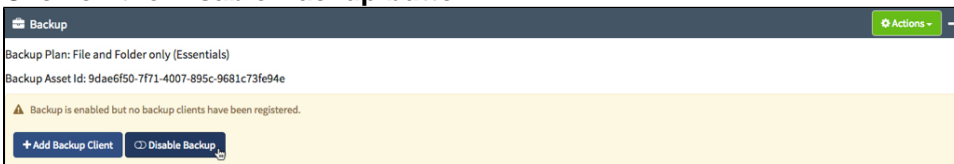
Prerequisites:

1. Only the Primary Administrator OR a Sub-Administrator User with the Backup role can disable Cloud Backup for a server.
2. All Backup Clients must be removed from the server in order to disable Cloud Backups. See:
 - [How to Delete a Backup Client on a Cloud Server](#)

Content / Solution:

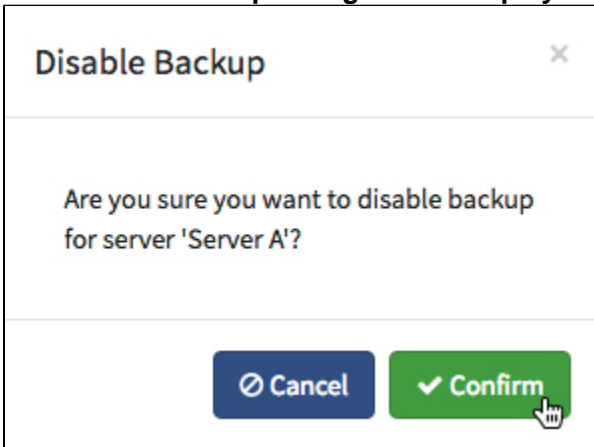
1. **Identify the Server on which you want to disable Cloud Backup as described in:**
 - [How to View and Manage the Backup Service for a Cloud Server](#)

2. **Click on the Disable Backup button:**

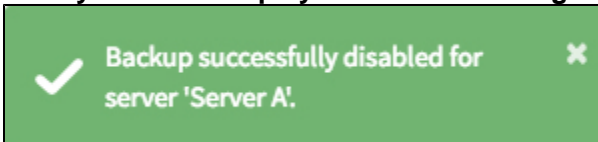


Note: If there is a Backup Client on the Server, the Disable Backup button will not be visible.


3. **The Disable Backup dialog will be displayed. Click Confirm:**



4. **The system will display a success message:**



5. **The system will disable Backup and the UI will be updated to reflect the change:**



Recently Updated

- [Cloud Backup - How Scheduled Maintenance is Performed](#)
- [Cloud Backup - Introduction](#)

- [How to Notify CloudControl of a Change to the IP Addresses of a NIC in a MCP 2.0 Data Center](#)
- [Cloud Backup - How to Create a Backup Usage Report](#)
- [Introduction to Cloud Backup Metering and Billing](#)