

# How to Delete a Server Security Group

## Description

This article describes how to delete a Server Security Group from a Network Domain in a MCP 2.0 Data Center location.

## Prerequisites:

1. Only the Primary Administrator or a sub-administrator with the Network role can delete a Server Security Group
2. The Data Center must not be in VMware maintenance
3. Security Group has no member Servers
  - a. See [How to Add or Remove a Cloud Server to / from a Server Security Group](#)
4. Security Group has no member NICs
5. The Security Group must be in a NORMAL state

## Content / Solution:

1. **From the Home page, click on the Data Center where Network Domain from which you want to delete a Server Security Group is located:**

Data Center	Status	Servers Running	Total CPU	Total RAM	Total Storage	Backup Enabled	Monitoring Enabled
<a href="#">US - East 3 - MCP 2.0 (NA9)</a>		3 of 3	3	3 GB	90 GB	-	1
<a href="#">US - West - MCP 2.0 (NA12)</a>		1 of 1	1	1 GB	20 GB	-	-

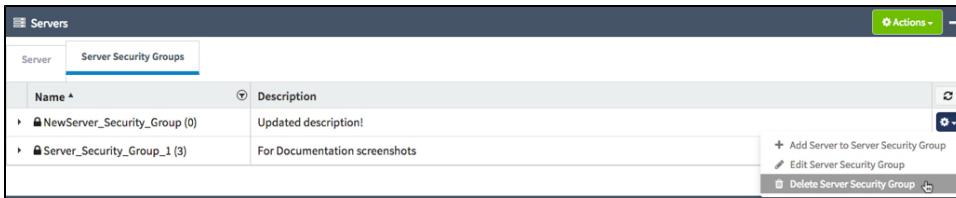
2. **The Data Center dashboard will be displayed. Select the (Advanced) Network Domain from which you want to delete a Server Security Group:**

Name	Type	SNAT IPv4 Address
Network Domain 1 Department: R&D   Team: Documentation	Enterprise	168.128.250.3
Network Domain 2 Department: R&D   Team: Documentation	Advanced	168.128.3.45

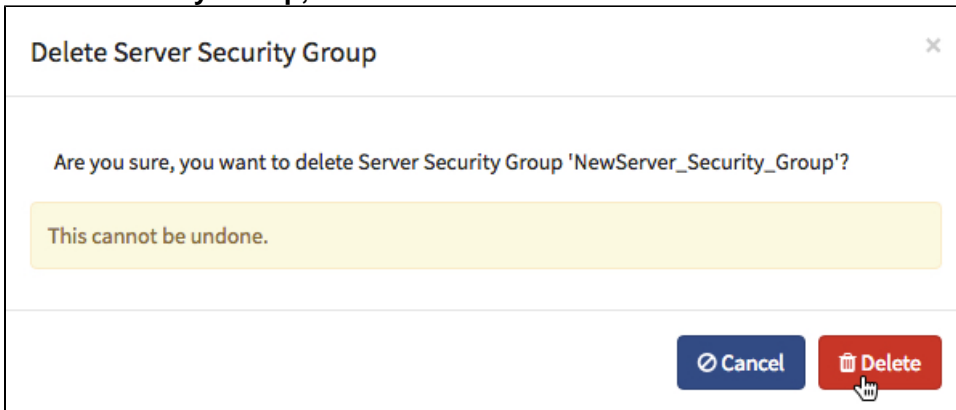
3. **The Network Domain dashboard will be displayed. Click on the Servers tab, then click on the Server Security Groups menu:**

Name	Description
NewServer_Security_Group (0)	For Documentation screenshots
Server_Security_Group_1 (3)	For Documentation screenshots

4. **Locate the Server Security Group you want to delete. Click on the manage gear and select Delete Server Security Group from the drop-down menu:**

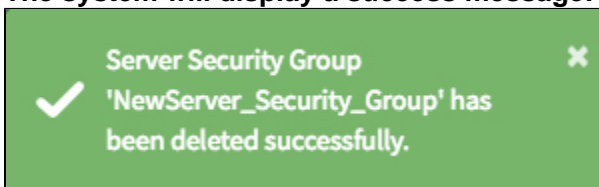


5. **The Delete Server Security Group dialog will be displayed. Verify you have selected the correct Server Security Group, then click Delete:**

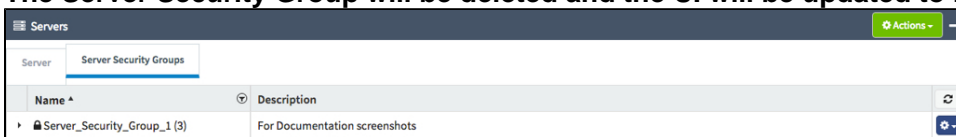


**Note:** This cannot be undone.

6. **The system will display a success message:**



7. **The Server Security Group will be deleted and the UI will be updated to reflect the change:**



## Recently Updated

- [How to Delete a Server Security Group](#)
- [Introduction to Security Groups](#)
- [How to View, Create, and Manage Server Security Groups on a Network Domain](#)
- [How to Add or Remove a Cloud Server to / from a Server Security Group](#)